

Cyanotypes on Fabric

Simple : Fun : Endless Possibilities

Ver 1.2 updated 2020.01

What is a cyanotype?

Cyan = blue

Type = print

Non-silver
photographic process




Cyanotypes are a type of Photogram

Photograph made without a camera

Objects placed directly on photosensitive surface

Unique, negative image (dark = light)




Blueprints

Ink drawing made on tracing paper

Placed on top of photosensitive paper, then exposed to light


Quick, accurate reproductions



Botanical Specimens

Anna Atkins
(1799-1871)

Prints of specimens are
quicker and more
efficient than drawings
or paintings



Cyanotype Chemistry

Ferric ammonium citrate +
potassium ferricyanide

Available from Jacquard

Can be painted onto paper or
fabric



Cyanotype Products

No need to mix your own!



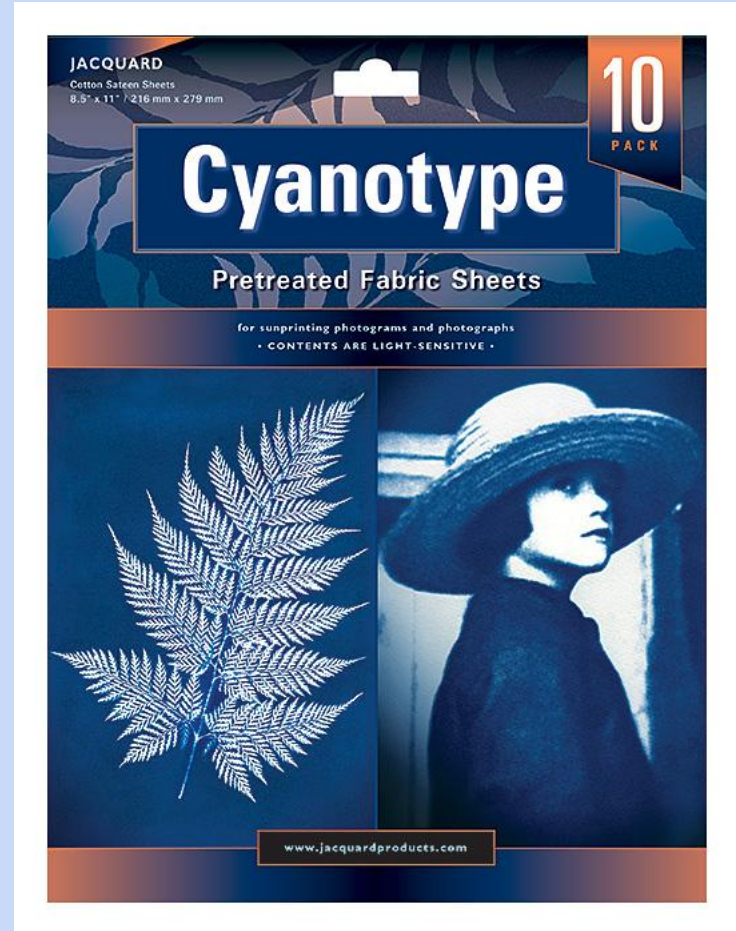
Jacquard products

8.5" x 11" fabric sheets

5' x 7' mural fabric

Good quality cotton

DharmaTrading.com



Jacquard mural fabric

5 x 7 feet = about 12
fat quarters

Conveniently
human-sized



Sunprints.org

Pretreated paper

4" x 4"

8.5" x 11"

24" x 36"



The Process

Remember : be patient!



Gather Your Tools

Indoor / outdoor space

Objects for printing

Glass or heavy plastic sheet


Tray or board for carrying

Buckets, utility sink

Clothesline, clothespins

Iron, ironing board


Timer



You can prep in ambient indoor light

No need for darkroom conditions

Keep out of sun until you're ready to
begin the exposure



The Basic Process

1. Arrange your objects
2. Expose to sun
3. Rinse in water
4. Let dry



Exposure Times

Fabric: 15-20 min in **full sun** for darkest blue

Paper: 5 min in **full sun**

* Paper sun prints will look washed out after exposure and rinsing. They will darken as they dry.



Angles Matter

Indoors / early morning /
late afternoon

Angle your surface to
maximize exposure
(or don't)



What Prints Well

Flat, opaque things with specific outlines - must be dry!

Keys, feathers, leaves, pine needles, pressed flowers, buttons, string, yarn, lace, nets, seashells, paper stencils, doilies, small branches, paperclips, safety pins, clothes pins, beads, chains, jewelry, sand, nails, washers...

Striped fabric (high contrast stripes, i.e. black and white)

Creative Grids rulers

Use mural fabric to print people - they have to stay still!


What Doesn't Print So Well

Spheres, cubes, etc (non-flat things)

Wet things

Things that blow away, roll away, crawl away
(Use that glass or heavy plastic sheet!)

Objects with amorphous edges
(Think oysters versus cockle shells)



Printing with No Thing

Put creases into your fabric or paper;
let it cast shadows onto itself

Fold it, wad it, roll it in creative ways

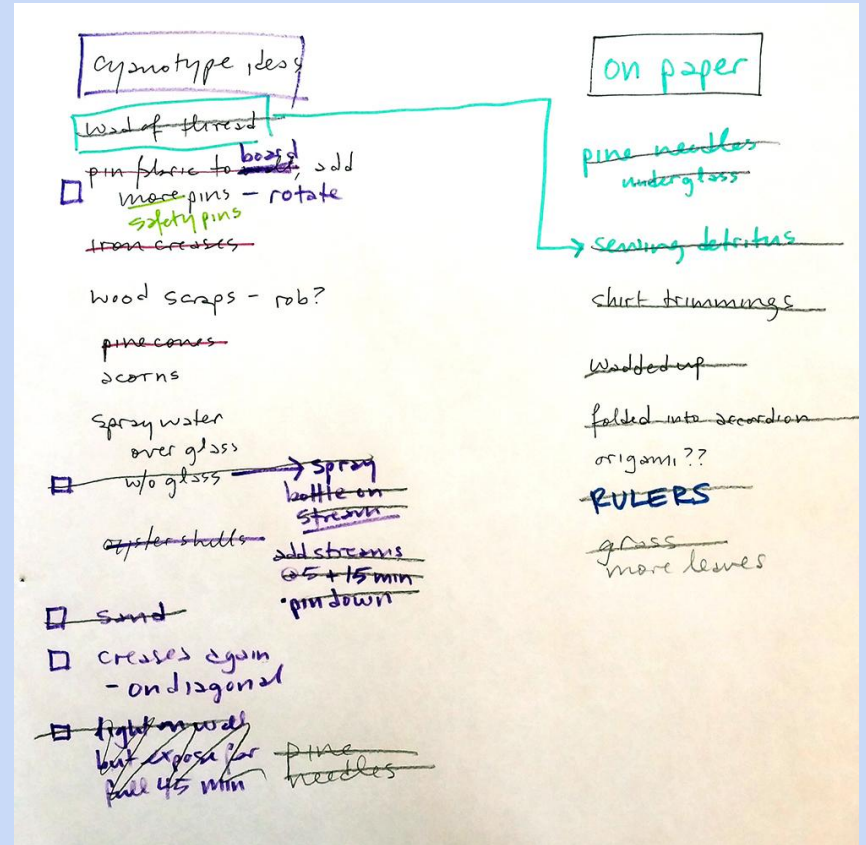
Shibori tying?

Origami?



Experiment!

Your imagination is the limit!



Other Methods

When You're Ready to Level Up




Other products available from Dharma Trading

Cyanotype chemistry

Blueprints (other colors!)

SolarFast (other colors!)




Transparencies

Black marker on clear plastic sheets

Photo negatives / old film

Transparencies printed from photos

The Oklahoman: True Blue Thunder



Objects v. Transparency

A cyanotype print of an object will be a silhouette, i.e. no detail inside the shape.

If you can see interior details in a cyanotype, it was printed from a negative or transparency.



Sun Printing with SolarFast

Comes in all colors
Works on natural fibers
Jacquardsolarfast.com



Sun Printing with Dye-Na-Flow Acrylics

Comes in all colors

Works on paper or fabric

Use stencils


Search YouTube for

“sun printing dye-na-flow”



Need more Ideas? Pinterest!

[Pinterest.com/
sarahmakespics/
cyanotypes-on-fabric](https://www.pinterest.com/sarahmakespics/cyanotypes-on-fabric)



Contemporary Cyanotypes

So Hot Right Now



Annie Lopez

Annielopezartist.com

@annielopezartist

Medical Conditions



Sheila (Lincoln MQG)



Christian Marclay

Mashup I, 2008



Catherine Jansen

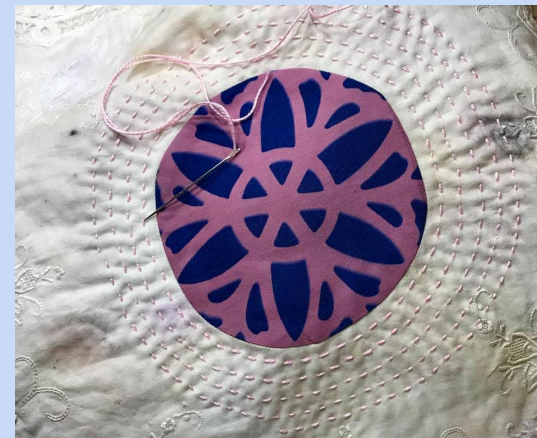
The Blue Room



Elizabeth Richards

@piecefullife

Facebook: Mini Quilts



Jarica Walsh

JaricaWalsh.com

@jjarica

Sun + Earth installation: Moon



Oh, and me

Spoonflower.com >
sarahatlee > InCreased

Patreon posts about the
cyanotype process



Questions?

For a copy of this presentation, email sarahatlee@gmail.com

Support artists! Patreon.com/SarahAtlee

Thank you!